



**WeatherLok®**

## **Replacement Products Pricing Guide**

*with information on features, options and accessories*

Revised: December, 2018

# Contents

<b>Terms and Conditions</b> .....	3
<b>Window Options</b>	
Single Hung and Double Hung .....	4
Sliders .....	6
Casements, Awnings, Bay and Bow. ....	8
Garden Windows .....	10
Wood Jamb Extenders .....	11
<b>Manufacturing Specifications</b> .....	13
<b>Features and Pricing</b>	
Series 3050 .....	14
Series 3100. ....	16
Series 3201. ....	18
Series 3500 .....	20
Series 3900 .....	22
Casement .....	24
Awning. ....	26
Basement Hopper Window .....	27
Bay and Bow. ....	28
Garden Window .....	30
<b>Standard Grid Configurations</b> .....	31
<b>Parts and Accessories</b>	
Single Hung & Double Hung .....	36
Slider .....	37
Casement & Awning. ....	38
<b>Samples and Displays</b> .....	39

---

## Customer Sales Center

800-846-9556

FAX: 800-522-3981

eMail: [service@atriumwindows.com](mailto:service@atriumwindows.com)

# Terms and Conditions

## I. Placement of Orders

All orders can be faxed to our toll free fax number: 800-522-3981; or Window Wizard, our exclusive online ordering system is available 24 hours a day, 7 days a week.

The customer is asked to keep a copy of their fax and compare with the acknowledgement sent by the manufacturer in order to eliminate unnecessary delays or mistakes.

## II. Changing Orders / Cancelling Orders

All order cancellations or changes must be communicated in writing and faxed to 800-522-3981. Please refer to the original Purchase Order number and/or Manufacturer's Sales Order number. No order will be considered changed or cancelled until faxed copy is received.

- a. If the planning or production process for the order has NOT begun, the customer will have the option to cancel or change at no charge.
- b. If the planning process has taken place and NO production has begun, the manufacturer will allow a cancellation or change of the order with a charge of 15% of the net price of the product.
- c. ORDERS CHANGED OR CANCELLED after the start of production (but before completion) will be charged 30% of the net price of the product. Those products completed and not shipped will be charged 50% of the net price of the product, if cancellation or changes are requested. Finally, order cancellations or changes will result in delayed deliveries.

## III. Delivery

Order cut-off is at 9:00 a.m. EST for faxed orders and 1:00 p.m. for Wizard orders. Orders will be delivered within 6 - 10 days of cut-off day. Exceptions to this schedule include certain architectural shapes, decorative glass options, diamond grid, samples or displays, tempered glass and holiday schedules.

## IV. Delivery of Replacement Glass, Screens and Parts

- a. Sashes, screens, master frames, fixed glass or complete replacement window is shipped via manufacturer's next available truck. In order for these parts to be shipped on the next truck, the part must be ordered before 12:00 p.m. EST, the day of the customer's 9:00 a.m. EST cut-off for faxed orders and 1:00 p.m. for Wizard orders. Missed deadline results in part being shipped approximately 2 weeks later.
- b. Small parts (other than the parts above) meeting UPS guidelines are shipped from manufacturer via UPS within 2 working days of receipt of order and parts will be received within 5 days.
- c. The cost of part, shipping and handling will be charged to the customer, unless covered by the manufacturer's warranty. For delivery requests faster than manufacturer's standard truck delivery or ground UPS, a delivery upcharge may be added.

## V. Pricing

All prices subject to change without notice.

## VI. Transferable, Limited Lifetime Warranty

See series-specific warranty for more details.

## General Options for Single Hungs, Double Hungs and Picture Windows

### Color Options

Almond: 6% add on to base price

*Note: Base window is defined as window and screen. 3/4", 5/8" or 1" grid and full screen, when applicable, and double locks when added as an option (below the 27 1/4" width) is also included in upcharge.*

### Glass Options\*\*

Clear (no Low-E Argon) .....	no deduct	
Low-E Glass.....	\$ 15.00	per window
Low-E with Argon Gas (standard in Series 3500 and 3900).....	21.00	per window
Ultra Low-E Argon.....	27.00	per window
Northern ENERGY STAR Package.....	27.00	per window
Northern ENERGY STAR Package with Grid (Series 3201 only).....	36.00	per window
Tempered Glass.....	9.30	per sq. ft.
<i>(In calculating square footage for tempered glass, please round to the nearest 100th ie: 9.727 sq. ft. = 9.73)</i>		
<i>(any Picture Window over 136 UI or with any dimension over 84" is required to be made with Tempered Glass.)</i>		
Obscure Glass.....	45.00	per window
Double Strength Glass.....	11.25	per window

### Grid Options\*\*

3/4" or 5/8" Flat Grid (includes Prairie and Perimeter Prairie) .....	\$ 30.00	per window
5/8" Contoured Grid (includes Prairie and Perimeter Prairie; same upcharge for 3900 painted).....	6.00	add to grid price
1" Contoured Grid (includes Prairie and Perimeter Prairie).....	12.00	add to grid price
3/4" or 5/8" Diamond Grid (extended lead time).....	99.00	per window
3/4" or 5/8" Custom Grid Pattern .....	90.00	per window
5/8" Contoured Custom Grid Pattern.....	96.00	per window
1" Custom Grid Pattern.....	102.00	per window
<i>(different minimum widths and heights may apply to windows with the Prairie Grid Option.)</i>		
5/8" Contoured Valance Grid .....	36.00	per window
1 1/8" Simulated Divided Lite (Series 3500 only).....	27.00	per window

### High Wind Zone Mull

High Wind Zone Mull (for two units).....	\$ 75.00
(for three units) .....	120.00

Notes: 1. Not available on units with transoms.

2. Must specify steel reinforced mull when ordering.

### Exterior Paint Colors (available on Series 3201 and 3900)

Black, Terratone, Clay, Gray, Brick Red, Bronze, Tan, Hunter Green, Dark Chocolate .....	\$162.00	per window
<i>(only available with 5/8" contoured and SDL grid; please specify color)</i>		
For a Mull Unit.....	192.00	per widow

## General Options for Single Hungs, Double Hungs and Picture Windows (Continued)

### Other Options

InsulKor™ Foam Filled Frame (3201 only) .....	\$ 24.00	per window
Factory Applied Wrap Around Foam .....	12.00	per window
Oriel Window (2/5 @ bottom; required for Series 3100 SH @ 126 UI and over) .....	36.00	per window
Cottage Window (2/5 @ top) .....	36.00	per window
Modified Oriel or Cottage Window .....	72.00	per window
<i>(meeting rail is specified other than 2/5 or 3/5)</i>		
Picture Window Center Line Meeting Rail .....	28.50	per window
Extruded Full Screen (3201 only) .....	22.50	per window
Extruded Full Screen (3500 only) .....	14.25	per window
Clear View Mesh or Heavy-Duty Mesh (1/2 screen) .....	6.00	per window
Clear View Mesh or Heavy-Duty Mesh (full screen) .....	9.00	per window
Charcoal Aluminum Screen (1/2 screen) .....	15.00	per window
Charcoal Aluminum Screen (full screen) .....	30.00	per window
Brass or Brushed Nickel Lock (3500 only) .....	45.00	per window
DP-50 Wind Zone Rating (3100 & 3500 only) .....		no upcharge
Bronze Exterior Laminate (3500 only) .....	Add 30%	to base price
Additional Sash Lock (not available on Single Hung) .....	6.00	per window
<i>(any window 27 1/4" exact size or wider is standard double lock at not additional charge)</i>		
Window Opening Control Device (WOCD) .....	9.00	per window
<i>Mulling (Window units and pre-cut mull shipped separately, ready to mull by installer.)</i>		
Factory Prepared Twins .....	15.00	per twin
Factory Prepared Triples .....	30.00	per triple
Factory Mull'd Twins .....	35.25	per twin
Factory Mull'd Triple .....	56.25	per triple
Factory Mull Over 3 Units .....	18.00	per unit
<i>(Note: Max. windows wide: 3, max. windows high: 2, max. mull'd unit width: 144", max. mull'd unit height: 122")</i>		
<i>(If either width or height exceeds 96", then the other dimension must be 96" or less.)</i>		
Lifetime Glass Breakage Warranty .....	15.00	per window
with Tempered Glass .....	75.00	per window
<i>(Warranty will be issued as an option per window, although all windows per job must be warranted - see warranty for details.)</i>		

### Notes

- ENERGY STAR compliance available in all series. Verify product specifics before ordering.
- \*\*If option is in only one sash, list price is 50% of original list price.
- Painted grid available at no upcharge (3900 only)

## Upgrade Options for Series 3900 Double Hungs and Picture Windows

### Glass Options

Triple Pane Low-E with Argon .....	61.00	per window
Triple Pane Ultra Low-E with Argon .....	77.00	per window

### Interior Wood Laminates

Light Oak, Dark Oak and Cherry Interior Wood Laminates <i>(please specify shade)</i> .....	Add 30%	to base price
--	---------	---------------

- Notes: 1. Base window is defined as window and screen. 5/8", 3/4" or 1" grid, when applicable, is also included in upcharge.  
2. Available with White Window only

### Screens

Half Screen .....	no upcharge or deduction
-------------------	--------------------------

### Other Options

1 1/8" Simulated Divided Lite .....	\$ 27.00	per Lite
1 1/8" Simulated Divided Lite Painted .....	36.00	per Lite
1 1/8" Simulated Divided Lite Valance Grid .....	54.00	per Lite
1 1/8" Simulated Divided Lite Valance Grid Painted .....	63.00	per Lite
Brass or Brushed Nickel Lock .....	45.00	per window
InsulKor™ Foam Filled Frame .....	36.00	per window
Applied Nail Fin:		
Single .....	24.00	
Twin .....	37.50	
Triple .....	48.00	

## General Options for Sliders

### Color Options

Almond: 6% add on to base price

Note: Base window is defined as window and screen. 3/4", 5/8" or 1" grid, when applicable, is also included in upcharge.

### Glass Options\*\*

Clear (no Low-E Argon) .....	no deduct	
Low-E Glass.....	\$ 15.00	per window
Low-E with Argon Gas.....	21.00	per window
Ultra Low-E Argon (may be required for ENERGY STAR rating) .....	27.00	per window
Tempered Glass (extended lead time).....	9.30	per sq. ft.
(In calculating square footage for tempered glass, please round to the nearest 100th ie: 9.727 sq. ft. = 9.73)		
Obscure Glass.....	45.00	per window
Double Strength Glass.....	11.25	per window
Lifetime Glass Breakage Warranty (Standard on 3900) .....	15.00	per window
Tempered Glass .....	75.00	per window
(warranty will be issued as an option per window, although all windows per job must be warranted - see warranty for details.)		

### Grid Options\*\*

3/4" or 5/8" Flat Grid (includes Prairie and Perimeter Prairie) .....	\$ 30.00	per window
5/8" Contoured Grid (includes Prairie and Perimeter Prairie; same upcharge for 3900 painted) .....	6.00	add to grid price
1" Contoured Grid (includes Prairie and Perimeter Prairie) .....	12.00	add to grid price
3/4" or 5/8" Diamond Grid (extended lead time) .....	99.00	per window
3/4" or 5/8" Custom Grid Pattern .....	90.00	per window
5/8" Contoured Custom Grid Pattern.....	96.00	per window
1" Custom Grid Pattern.....	102.00	per window
(Different minimum widths and heights may apply to windows with the Prairie Grid Option.)		
5/8" Contoured Valance Grid .....	24.00	per window

### Exterior Paint Colors (available on Series 3201 and 3900)

Black, Terratone, Clay, Gray, Brick Red, Bronze, Tan, Hunter Green, Dark Chocolate		
2-Lite .....	\$162.00	
3-Lite .....	284.00	
(only available with 5/8" contoured and SDL grid; please specify color)		

### Other Options

Clear View Mesh or Heavy Duty Mesh (1/2 screen) .....	\$6.00	per lite
Clear View Mesh or Heavy Duty Mesh (full screen) .....	\$9.00	per lite
Charcoal Aluminum Screen (1/2 screen) .....	\$15.00	per lite
Charcoal Aluminum Screen (full screen; double hung windows only) .....	30.00	per lite
Bronze Exterior Laminate (3500 only) .....	Add 30%	to base price
Window Opening Control Device (3100 only; field applied) .....	18.00	each

### Notes

- ENERGY STAR compliance available in all series. Verify product specifics before ordering.
- \*\*Note: If option is not in all 3 Lites the price will be calculated in 1/3 increments.
- Painted grid available at no upcharge (3900 only).

## Upgrade Options for Series 3900 Sliders

### Glass Options

Triple Pane Low-E with Argon.....	61.00	per window
Triple Pane Ultra Low-E with Argon .....	77.00	per window

### Interior Wood Laminates

Light Oak, Dark Oak and Cherry Interior Wood Laminates ( <i>please specify shade</i> ) .....	Add 30%	to base price
--	---------	---------------

Notes: 1. Base window is defined as window and screen. 5/8", 3/4" or 1" grid, when applicable, is also included in upcharge.  
2. Available with White Window only

### Other Options

1 1/8" Simulated Divided Lite.....	\$ 27.00	per Lite
1 1/8" Simulated Divided Lite Painted.....	36.00	per Lite
1 1/8" Simulated Divided Lite Valance .....	54.00	per Lite
1 1/8" Simulated Divided Lite Valance Painted.....	63.00	per Lite
Brass or Brushed Nickel Lock.....	45.00	per window
InsulKor™ Multi-Cavity Foam Filled Frame.....	36.00	per window
Applied Nail Fin .....	24.00	
Factory Applied Wrap Around Foam .....	12.00	per window
Factory Prepared Twins.....	15.00	per twin
Factory Prepared Triples.....	30.00	per triple
<i>Mulling (Window units and pre-cut mull shipped separately, ready to mull by installer.)</i>		
Factory Mull'd Twins .....	35.25	per twin
Factory Mull'd Triple.....	56.25	per triple
Factory Mull Over 3 Units .....	18.00	per unit
Exterior Paint Colors for Mull'd Units.....	328.50	per window

(Note: Max. windows high: 2, max. mull'd unit height: 122")  
(If either width or height exceeds 96", then the other dimension must be 96" or less.)  
(Fixed units and half rounds only available for mulling above horizontal sliders.)

### Note

\*\*Note: If option is not in all 3 Lites the price will be calculated in 1/3 increments.



## General Options for Casements, Awnings & Bay and Bow

### Color Options

Almond: 6% add on to base price

Note: Base window is defined as window and screen. 3/4", 5/8" or 1" grid, when applicable, is also included in upcharge.

### Glass Options\*\*

Clear ( <i>no Low-E Argon</i> ) .....	no deduct	
Low-E Glass .....	\$ 15.00	per Lite
Low-E with Argon Gas .....	21.00	per Lite
Ultra Low-E Argon Glass Package .....	27.00	per Lite
Tempered Glass ( <i>extended lead time</i> ) .....	9.30	per sq. ft.
Tempered Glass ( <i>Triple Pane Only</i> ) .....	22.50	per sq. ft.
<i>(in calculating square footage for tempered glass, please round to the nearest 100th ie: 9.727 sq. ft. = 9.73)</i>		
Obscure Glass .....	45.00	per Lite
Double Strength Glass .....	11.25	per Lite
Lifetime Glass Breakage Warranty .....	15.00	per Lite
Tempered Glass .....	75.00	per Lite
<i>(warranty will be issued as an option per Lite, although all windows per job must be warranted - see warranty for details.)</i>		

### Grid Options\*\*

3/4" or 5/8" Flat Grid ( <i>includes Prairie and Perimeter Prairie</i> ) .....	\$ 30.00	per Lite
5/8" Contoured Grid ( <i>includes Prairie and Perimeter Prairie; same upcharge for 3900 Painted</i> ) .....	6.00	add to grid price
1" Contoured Grid ( <i>includes Prairie and Perimeter Prairie</i> ) .....	12.00	add to grid price
5/8" Diamond Grid ( <i>extended lead time</i> ) .....	99.00	per Lite
5/8" Custom Grid Pattern .....	90.00	per Lite
5/8" Contoured Custom Grid Pattern .....	96.00	per window
1" Custom Grid Pattern .....	102.00	per window
<i>(different minimum widths and heights may apply to windows with the Prairie Grid Option.)</i>		
5/8" Contoured Valance Grid .....	36.00	per Lite

### Other Options

Charcoal Aluminum Screen ( <i>full screen</i> ) .....	\$ 30.00	per lite
Clear View Mesh or Heavy-Duty Mesh ( <i>full screen</i> ) .....	9.00	per lite
Window Opening Control Device ( <i>Bay/Bow Only</i> ) .....	9.00	per flanker

### Note

- \*\*Note: If option is not in all 3 Lites the price will be calculated in 1/3 increments.



## Upgrade Options for Casements, Awnings & Bay and Bow

<b>Glass Options</b> (3900 Bay/Bow only)		
Triple Pane Low-E with Argon	114.00	per lite
Triple Pane Ultra Low-E with Argon	131.00	per lite
<b>Decorative Glass Options**</b>		
A. 3/8" Polished Grooved Patterns		
1. Colonial (extended lead time)	\$ 14.10	per sq. ft.
2. Diamond	18.60	per sq. ft.
3. Double Prairie	19.80	per sq. ft.
4. Florentine	16.35	per sq. ft.
B. 3/8" Polished Grooved with Tempered Glass		
1. Colonial (extended lead time)	21.00	per sq. ft.
2. Diamond	25.50	per sq. ft.
3. Double Prairie	26.70	per sq. ft.
4. Florentine	23.25	per sq. ft.
C. Leaded Glass Pattern with Brass Caming* (extended lead time)	135.00	per sq. ft.
D. Leaded Glass Pattern with Brass Caming and Tempered Glass*	142.50	per sq. ft.
Notes: 1. *Available Only in Picture Windows (extended lead time)		
2. Square Footage ie: 36" x 60" = 2,160/144 = 15 sq. ft.		
<b>Interior Wood and Exterior Laminates</b>		
Light Oak, Dark Oak and Cherry Interior Wood Laminates (please specify shade)	Add 30%	to base price
Bronze Exterior Laminate (3900 Bay/Bow only)	Add 30%	to base price
Notes: 1. Base window is defined as window and screen. 5/8", 3/4" or 1" grid, when applicable, is also included in upcharge.		
2. Available with White Window only		
<b>Exterior Paint Colors</b>		
Terratone, Clay, Gray, Brick Red, Bronze, Tan, Hunter Green, Dark Chocolate (please specify color)		
Casement/Awning:		
1-Lite	\$162.00	per window
2-Lite	284.00	per window
3-Lite	406.00	per window
4-Lite	527.00	per window
5-Lite	648.00	per window
Bay/Bow	196.00	per Lite
<b>Lock &amp; Crank Options</b>		
Brass or Brushed Nickel Locks and Cranks	\$ 90.00	per Lite
<b>Other Options</b>		
Factory Prepared Twins	\$15.00	per twin
Factory Prepared Triples	30.00	per triple
<i>Mulling (Window units and pre-cut mull shipped separately, ready to mull by installer.)</i>		
Factory Prepared Twins	35.25	per twin
Factory Mull'd Triple	56.25	per triple
Factory Mull Over 3 Units	18.00	per unit
Coastal Hardware	127.50	per Operating Sash
(Note: Max. windows wide: 3, max. windows high: 2, max. mull'd unit width: 144", max. mull'd unit height: 122")		
(If either width or height exceeds 96", then the other dimension must be 96" or less.		
<b>Design Options</b>		
(Double hung flankers are considered standard, casement and dead Lite flanker substitutions may be made.)		
1. Add \$240.00 For Casement Substitution		
2. Substitute Dead Lite Flankers at no Additional Charge (Flanker Series Must Be Designated)		
3. For Double Hung Flankers any option in only one sash is 50% of original list price.		

## Upgrade Options for Casements, Awnings & Bay and Bow (Continued)

Special Casement Hardware (Allows For Wider Egress Opening)		
Special Casement Hardware.....	\$ 11.25	per Lite
Available in the following models: 750 1LT 750 2LT 750 3LT (1/3, 1/3, 1/3) 750 3LT (1/4, 1/2, 1/4)		
Other Options		
1 1/8" Simulated Divided Lite (3900 Bay/Bow only) .....	\$ 27.00	per Lite
1 1/8" Simulated Divided Lite Painted (3900 Bay/Bow only) .....	36.00	per Lite
Oak Head and Seat Board (no upcharge for interior wood finish products) .....	60.00	per unit
Insulated Seat Board (unfinished) .....	210.00	per unit
Full Screen (when half screen is standard) .....	22.50	per flanker
2" Simulated Meeting Rail.....	28.50	per Lite
Foam Filled Frame (3900 Bay/Bow only) .....	36.00	per window
Brass or Brushed Nickel Lock (3900 Bay/Bow only) .....	45.00	per window
Note		
• **Note: If option is not in all 3 Lites the price will be calculated in 1/3 increments.		

## General Options for Garden Windows

Glass Options		
Low-E Glass with Argon Gas.....	198.00	per window
Grid Option		
5/8" Flat.....	\$ 33.00	per Lite
Color Option		
Almond .....	6% add on to base	
Other Options		
Lifetime Glass Breakage Warranty .....	\$ 82.50	per window
(Warranty will be issued as an option per window, although all windows per job must be warranted - see warranty for details.)		
Oak Veneer Frame (Interior) 24" to 66" wide.....	99.00	per window
Oak Casing.....	1.50	per UI
Sill Muffler (insulated bottom) 24" to 48 7/8" wide.....	97.50	per window
49" to 66" wide .....	114.00	per window
(cover and fasteners are provided)		
Plant Shelf (clear acrylic; maximum window width 60") .....	97.50	per window

## Options for 4 9/16" Wood Jamb Extenders

### Up charge for single units with Jamb Extender

	Single Hungs / Double Hungs		Picture Windows		2-Lite Sliders		3-Lite Sliders	
	Pre-Primed	Stainable	Pre-Primed	Stainable	Pre-Primed	Stainable	Pre-Primed	Stainable
Std. Sizes per window	\$ 52.50	\$ 67.50	\$ 52.50	\$ 67.50	\$ 52.50	\$ 67.50	\$ 82.50	\$ 97.50
Cust. Sizes per window	\$ 82.50	\$ 97.50	\$ 82.50	\$ 97.50	\$ 82.50	\$ 97.50	\$ 112.50	\$ 127.50

### Up charge for multiple units with Mull (when applicable) & Jamb Extender

	2 Units		3 Units		4 Units		5 Units		6 Units	
	Pre-Primed	Stainable	Pre-Primed	Stainable	Pre-Primed	Stainable	Pre-Primed	Stainable	Pre-Primed	Stainable
Std. Sizes	\$ 117.75	\$ 132.75	\$ 168.75	\$ 183.75	\$ 216.75	\$ 231.75	\$ 264.75	\$ 279.75	\$ 312.75	\$ 327.75
Cust. Sizes	\$ 177.75	\$ 192.75	\$ 258.75	\$ 273.75	\$ 336.75	\$ 351.75	\$ 414.75	\$ 429.75	\$ 492.75	\$ 507.75

### Up charge for Casement & Awning (custom only) Single Units with Jamb Extender

*(applies to Casements with Continuous Head and Sill)*

	1-Lite		2-Lite		3-Lite		4-Lite		5-Lite		6-Lite		PW	
	Pre-Primed	Stainable	Pre-Primed	Stainable	Pre-Primed	Stainable	Pre-Primed	Stainable	Pre-Primed	Stainable	Pre-Primed	Stainable	Pre-Primed	Stainable
Std. Sizes per unit	\$ 52.50	\$ 67.50	\$ 82.50	\$ 97.50	\$ 112.50	\$ 127.50	N/A	N/A	N/A	N/A	N/A	N/A	\$ 52.50	\$ 67.50
Cust. Sizes per unit	\$ 82.50	\$ 97.50	\$ 112.50	\$ 127.50	\$ 142.50	\$ 157.50	\$ 172.50	\$ 187.50	\$ 202.50	\$ 217.50	\$ 82.50	\$ 97.50	\$ 82.50	\$ 97.50

### Up charge for Casement Window Multiple Units with Mull & Jamb Extender

*(without Continuous Head and Sill)*

	2 Units		3 Units		4 Units		5 Units		6 Units	
	Pre-Primed	Stainable	Pre-Primed	Stainable	Pre-Primed	Stainable	Pre-Primed	Stainable	Pre-Primed	Stainable
Std. Sizes per unit	\$ 140.25	\$ 155.25	\$ 213.75	\$ 228.75	\$ 284.25	\$ 299.25	\$ 354.75	\$ 369.75	\$ 425.25	\$ 440.25
Cust. Sizes per unit	\$ 200.25	\$ 215.25	\$ 303.75	\$ 318.75	\$ 404.25	\$ 419.25	\$ 504.75	\$ 519.75	\$ 605.25	\$ 620.25

#### Notes:

- When an Architectural Shape is included in unit, choose the price for the number of units, including the Architectural Shapes, then add an additional upcharge for each Architectural Shape in unit:
  - \$ 142.50 per shape upcharge for 4 9/16" Pre-Primed
  - \$ 165.00 per shape upcharge for 4 9/16" Stainable
  - \$ 172.50 per shape upcharge for 6 9/16" Pre-Primed
  - \$ 195.00 per shape upcharge for 6 9/16" Stainable
- For standard & custom size window pricing see price list on following pages.
- Max. windows wide: 3, max. windows high: 2
- Max. mullied unit width: 144"
- Max. mullied unit height: 122"
  - If width or height exceeds 96", the other dimension must be less than 96"
- Deduction for no screen option: Refer to Standard Pricing. *(does not apply to casement and awning)*
- Additional Options: See Dealer Price List.

## Options for 6 9/16" Wood Jamb Extenders

### Up charge for single units with Jamb Extender

	Single Hungs / Double Hungs		Picture Windows		2-Lite Sliders		3-Lite Sliders	
	Pre-Primed	Stainable	Pre-Primed	Stainable	Pre-Primed	Stainable	Pre-Primed	Stainable
Std. Sizes per window	\$ 67.50	\$ 82.50	\$ 67.50	\$ 82.50	\$ 67.50	\$ 82.50	\$ 97.50	\$ 112.50
Cust. Sizes per window	\$ 97.50	\$ 112.50	\$ 97.50	\$ 112.50	\$ 97.50	\$ 112.50	\$ 127.50	\$ 142.50

### Up charge for multiple units with Mull (when applicable) & Jamb Extender

	2 Units		3 Units		4 Units		5 Units		6 Units	
	Pre-Primed	Stainable	Pre-Primed	Stainable	Pre-Primed	Stainable	Pre-Primed	Stainable	Pre-Primed	Stainable
Std. Sizes	\$ 132.75	\$ 147.75	\$ 183.75	\$ 198.75	\$ 231.75	\$ 246.75	\$ 279.75	\$ 294.75	\$ 327.75	\$ 342.75
Cust. Sizes	\$ 192.75	\$ 207.75	\$ 273.75	\$ 288.75	\$ 351.75	\$ 366.75	\$ 429.75	\$ 444.75	\$ 507.75	\$ 522.75

### Up charge for Casement & Awning (custom only) Single Units with Jamb Extender

*(applies to Casements with Continuous Head and Sill)*

	1-Lite		2-Lite		3-Lite		4-Lite		5-Lite		6-Lite		PW	
	Pre-Primed	Stainable	Pre-Primed	Stainable	Pre-Primed	Stainable	Pre-Primed	Stainable	Pre-Primed	Stainable	Pre-Primed	Stainable	Pre-Primed	Stainable
Std. Sizes per unit	\$ 67.50	\$ 82.50	\$ 67.50	\$ 112.50	\$ 127.50	\$ 142.50	N/A	N/A	N/A	N/A	N/A	N/A	\$ 52.50	\$ 67.50
Cust. Sizes per unit	\$ 127.50	\$ 142.50	\$ 157.50	\$ 172.50	\$ 187.50	\$ 202.50	\$ 217.50	\$ 232.50	\$ 232.50	\$ 247.50	\$ 247.50	\$ 262.50	\$ 127.50	\$ 142.50

### Up charge for Casement Window Multiple Units with Mull & Jamb Extender

*(without Continuous Head and Sill)*

	2 Units		3 Units		4 Units		5 Units		6 Units	
	Pre-Primed	Stainable	Pre-Primed	Stainable	Pre-Primed	Stainable	Pre-Primed	Stainable	Pre-Primed	Stainable
Std. Sizes per unit	\$ 185.25	\$ 200.25	\$ 288.75	\$ 303.75	\$ 389.25	\$ 404.25	\$ 489.75	\$ 504.75	\$ 500.25	\$ 605.25
Cust. Sizes per unit	\$ 305.25	\$ 320.25	\$ 468.75	\$ 483.75	\$ 629.25	\$ 644.25	\$ 789.75	\$ 804.75	\$ 950.25	\$ 965.25

#### Notes:

- When an Architectural Shape is included in unit, choose the price for the number of units, including the Architectural Shapes, then add an additional upcharge for each Architectural Shape in unit:  
 \$ 172.50 per shape upcharge for 6 9/16" Pre-Primed  
 \$ 195.00 per shape upcharge for 6 9/16" Stainable
- For standard & custom size window pricing see price list on following pages.
- Max. windows wide: 3, max. windows high: 2
- Max. mullied unit width: 144"
- Max. mullied unit height: 122"  
 If width or height exceeds 96", the other dimension must be less than 96"
- Deduction for no screen option: Refer to Standard Pricing. *(does not apply to casement and awning)*
- Additional Options: See Dealer Price List.

# Manufacturing Specifications

## Series 3100, 3201, 3500 & 3900

Opening size dimension preferred for orders. Manufacturer will make 1/4" deduction from opening width and height. However, when windows are ordered exact size, no deductions will be made except to round down to the nearest required increment. Heights and widths will be cut on every 1/8" increment.

## Notes

1. Double sash locks are standard at no extra charge for single and double hung widths and slider heights of 27 1/4" exact size and over. (*Windows 20 3/4" or wider, 3500 windows 21 1/4" or wider and 3900 windows 22" or wider will accept double locks.*)

2. Aluminum reinforcement bar for single hung and double hungs is standard as follows:

<b>Series 3100:</b>	Window Width:	1 Bar In Lock Rail 1 Bar In Bottom Lift Rail
	Window Height:	59 1/2" and Above Bars in Sash Stile
<b>Series 3201:</b>		1 Bar In Lock Rail 35" and Wider In Bottom Lift Rail
		22" and Wider In Keeper Rail
<b>Series 3500:</b>		1 Bar In Lock Rail 1 Bar In Keeper Rail
		1 Bar in Bottom Lift Rail
<b>Series 3900:</b>		1 Bar In All Lock Rails
		1 Bar in Sash Stiles
		1 Bar In All Keeper Rails

3. Formulations for Twins/Triples (3201 & 3500)

I. Given Opening Size: A. Twin Unit

Exact Window Size = Opening Size - 1/4" (*for clearance*)  
1/8" (*for mull*)/2 (*for each window width*)  
Round Down To Nearest 1/8"

B. Triple Unit

Exact Window Size = Opening Size - 1/4" (*for clearance*)  
1/4" (*for 2 mulls*)/3 (*for each window width*)  
Round Down To Nearest 1/8"

II. Given Exact Size: A. Twin Unit

Exact Size - 1/8: (*for mull*)/2 (*for each window*) = individual Exact Window Size  
Round Down To Nearest 1/8"

B. Triple Unit

Exact Size - 1/4" (*for 2 mulls*)/3 (*for each window*) = individual Exact Window Size  
Round Down To Nearest 1/8"

4. Formulations for Twins/Triples (3100 & 3900)

I. Given Opening Size: A. Twin Unit

Exact Window Size = Opening Size - 1/4" (*for clearance*)  
1/2" (*for mull*)/2 (*for each window width*)  
Round Down To Nearest 1/8"

B. Triple Unit

Exact Window Size = Opening Size - 1/4" (*for clearance*)  
1" (*for 2 mulls*)/3 (*for each window width*)  
Round Down To Nearest 1/8"

II. Given Exact Size: A. Twin Unit

Exact Size - 1/2: (*for mull*)/2 (*for each window*) = individual Exact Window Size  
Round Down To Nearest 1/8"

B. Triple Unit

Exact Size - 1" (*for 2 mulls*)/3 (*for each window*) = individual Exact Window Size  
Round Down To Nearest 1/8"

## PRICING

## Series 3050 Single Hung

### Features

- Removable bottom sash
- Industry leading .01 cfm/ft. air infiltration performance
- Multi-cavity vinyl lineals improve thermal performance and enhance sound absorbency
- Insulating glass provides energy saving thermal efficiency
- Fusion welded frame and sash minimizes air and water infiltration and enhances overall durability
- Sweep lock helps provide a weather-tight seal and added security
- Removable operable sash includes full-length interlock and bottom weather reflector
- Dual screw boss, metal reinforced meeting rail provides added strength
- Custom sized to the nearest 1/8"
- Dual weather-stripping helps block air and water infiltration, keeping harsh elements outside and energy saving comfort inside
- Dual lift rails for convenient sash operation
- Versatile half-screen installed from the inside or outside
- Sloped sill reduces air infiltration and accommodates easy water run-off
- Built-in accessory channels accommodate multiple installation options
- Transferable, limited lifetime warranty
- DP Rating R50 (*window size tested 36" x 96"*)
- Jamb depth: 2.625"

Series 3050 Pricing	United Inch Bracket	Single Hung	Picture Window**
	0–61	\$ 204.00	\$ 162.00
	62–73	215.00	172.00
	74–83	226.00	186.00
	84–93	238.00	203.00
	94–101	245.00	216.00
	102–110	271.00	238.00
	Add for each UI over 110	2.46 per UI	2.16 per UI
Size Restrictions #3050 SH Single Hung		Minimum	Maximum
	Width	16 7/8"	51 3/4"
	Height	27"	96"
	Maximum United Inches		132"
Size Restrictions #3050 PW Picture Window		Minimum	Maximum
	Width	8"	87"
	Height	8"	87"
	Minimum sq. ft.	1 sq. ft.	
	Maximum United Inches		156"

### Notes

- Windows 126 UI or over require Oriel configuration.
- After 1/4" deduction, width and height will be cut to the nearest 1/8" increment.
- Any Picture Window over 136 UI or with any dimension over 84" is required to be made with Tempered Glass.
- Picture Window glass is shipped only for replacement/warranty purposes. It should be ordered as replacement and installed in original master frame. Do not install picture window glass without master frames.
- United Inch = Exact Opening Width + Exact Opening Height. If this total united inch number results in a fraction, please round down to the whole united inch; ie: 36-3/4" + 36-3/4" = 73 UI (not 73-1/2).

### Common Options:

Glass - per window add on for:		Grids - per window add on for:	
Low-E	Low-E with Argon Gas	Flat Grid	1" Contoured Grid
\$ 15.00	\$ 21.00	\$ 30.00	\$ 12.00 add on to flat grid price

## PRICING

## Series 3050 Sliders

### Features

- Multi-cavity vinyl lineals improve thermal performance and enhance sound absorbency
- Insulating glass provides energy saving thermal efficiency
- Fusion welded frame and sash minimizes air and water infiltration and enhances overall durability
- Sweep lock helps provide a weather-tight seal and added security
- Removable operable sash includes full-length interlock and bottom weather reflector
- Dual screw boss, metal reinforced meeting rail provides added strength
- Custom sized to the nearest 1/8"
- Dual weather-stripping helps block air and water infiltration, keeping harsh elements outside and energy saving comfort inside
- Versatile half-screen\* installed from the inside or outside
- Built-in accessory channels accommodate multiple installation options
- Transferable, limited lifetime warranty
- DP Rating R25 (*window size tested 72" x 48"*)
- Jamb depth: 2.625"

#3050 2SL Single Sash Sliders United Inch Bracket			Price
0-61			\$203.00
62-73			214.00
74-83			221.00
84-93			235.00
94-101			248.00
102-110			272.00
Add for each UI Over 110			2.46 per UI
Size Restrictions ( <i>exact size</i> )			
	Minimum	Maximum	
Width	23 3/4"	79 3/4"	
Height	11 1/2"	73 3/4"	
Maximum United Inches		132"	
Notes			
<ul style="list-style-type: none"> <li>• Must specify model number when ordering.</li> <li>• Must specify XO or OX; XO is standard.</li> <li>• Corresponds to replacement single hung.</li> </ul>			

#3050 3SL Horizontal Sliders United Inch Bracket			Price
62-73			\$258.00
74-83			291.00
84-93			315.00
94-101			333.00
102-110			387.00
111-120			405.00
121-130			446.00
131-140			478.00
141-150			515.00
151-158			550.00
Add for each UI Over 110			3.47 per UI
Size Restrictions ( <i>exact size</i> )			
	Minimum	Maximum	
Width	71 3/4"	112 7/8"	
Height	11 1/2"	73 3/4"	
Width restrictions for 1/3, 1/3, 1/3	54"	108"	
Maximum United Inches (1/3, 1/3, 1/3)		158"	
Maximum United Inches (1/4, 1/2, 1/4)		180"	
<i>(If UI exceeds 158" then height cannot exceed 60")</i>			
Notes			
<ul style="list-style-type: none"> <li>• Must specify model number when ordering.</li> <li>• Corresponds to replacement single hung.</li> <li>• x = operable, o = fixed</li> </ul>			

### Common Options:

Glass - per window add on for:	
Low-E	Low-E with Argon Gas
\$ 15.00	\$ 21.00

Grids - per window add on for:	
Flat Grid	1" Contoured Grid
\$ 30.00	\$ 12.00 add on to flat grid price



## PRICING

## Series 3100 Single Hung

### Features

- All Welded Sash and Frame
- Sloped Sill For Easy Water Run-off
- Insulated glass panels with optimum thermal air space featuring warm-edge spacer system
- Double Sash Locks Standard on all 27 1/4" Exact Widths and Greater
- Colors Available: White, Almond
- Half Screen Standard
- Factory Applied Wrap Around Foam
- Factory Mull is Available
- Each Window Individually Registered For Expedient Replacement Parts Identification
- Transferable, Limited Lifetime Warranty
- Single Hung Jamb Depth: 2 5/8"; Overall Frame Width: 2 31/32"
- Single Hung: DP Rating R50 (*Window Size Tested 36" X 74"*)

Standard Configuration: Insulated Glass, Half Screen, White, and includes Single Head Expander and Sill Angle cut to width.

Series 3100 Pricing	United Inch Bracket	Single Hung	Picture Window**
	0-61	\$ 227.00	\$ 180.00
	62-73	238.00	191.00
	74-83	251.00	207.00
	84-93	264.00	226.00
	94-101	273.00	240.00
	102-110	301.00	264.00
	Add for each UI over 110	2.73 per UI	2.40 per UI
Size Restrictions #3100 SH Single Hung		Minimum	Maximum
	Width	16 7/8"	51 3/4"
	Height	23 1/2"	89 3/4"
	Maximum United Inches		132"
Size Restrictions #3100 PW Picture Window		Minimum	Maximum
	Width	8"	87"
	Height	8"	87"
	Minimum sq. ft.	1 sq. ft.	
	Maximum United Inches		156"

### Notes

- Windows 126 UI or over require Oriel configuration.
- After 1/4" deduction, width and height will be cut to the nearest 1/8" increment.
- Any Picture Window over 136 UI or with any dimension over 84" is required to be made with Tempered Glass.
- Picture Window glass is shipped only for replacement/warranty purposes. It should be ordered as replacement and installed in original master frame. Do not install picture window glass without master frames.
- United Inch = Exact Opening Width + Exact Opening Height. If this total united inch number results in a fraction, please round down to the whole united inch; ie: 36-3/4" + 36-3/4" = 73 UI (not 73-1/2).

### Common Options:

Glass - per window add on for:		Grids - per window add on for:	
Low-E	Low-E with Argon Gas	Flat Grid	1" Contoured Grid
\$ 15.00	\$ 21.00	\$ 30.00	\$ 12.00 add on to flat grid price

## PRICING

## Series 3100 Sliders

### Features

- Tandom rollers ride easily along friction-free glide pad
- All Welded Sash and Frame
- Insulated glass panels with optimum thermal air space featuring warm-edge spacer system
- Beveled Exterior Frame For Brick Mold Appearance
- Double Sash Locks Standard For Windows With Heights 27 1/4" or Greater
- Half Screen Standard
- Colors Available: White, Almond
- Transferable, Limited Lifetime Warranty
- 3100 2SL 2-Lite Sliders (XO, OX)
- 3100 3SL 3-Lite Sliders (XOX)

#3100 2SL Single Sash Sliders United Inch Bracket			#3100 3SL Horizontal Sliders United Inch Bracket		
		Price			Price
0-61		\$225.00	62-73		\$287.00
62-73		237.00	74-83		323.00
74-83		245.00	84-93		350.00
84-93		261.00	94-101		370.00
94-101		275.00	102-110		429.00
102-110		302.00	111-120		450.00
Add for each UI Over 110		2.73 per UI	121-130		495.00
			131-140		531.00
			141-150		572.00
			151-158		611.00
			Add for each UI Over 158		3.86 per UI
Size Restrictions ( <i>exact size</i> )			Size Restrictions ( <i>exact size</i> )		
	Minimum	Maximum		Minimum	Maximum
Width	23 3/4"	79 3/4"	Width	71 3/4"	141 1/2"
Height	16 3/4"	73 3/4"	Height	16 3/4"	73 3/4"
Maximum United Inches		132"	Width restrictions for 1/3, 1/3, 1/3	54"	108"
			Maximum United Inches (1/3, 1/3, 1/3)		158"
			Maximum United Inches (1/4, 1/2, 1/4)		180"
			<i>(If UI exceeds 158" then height cannot exceed 60")</i>		
Notes			Notes		
<ul style="list-style-type: none"> <li>• Must specify model number when ordering.</li> <li>• Must specify XO or OX; XO is standard.</li> <li>• Corresponds to replacement single hung.</li> </ul>			<ul style="list-style-type: none"> <li>• Must specify model number when ordering.</li> <li>• Corresponds to replacement single hung.</li> <li>• x = operable, o = fixed</li> </ul>		

### Common Options:

Glass - per window add on for:		Grids - per window add on for:	
Low-E	Low-E with Argon Gas	Flat Grid	1" Contoured Grid
\$ 15.00	\$ 21.00	\$ 30.00	\$ 12.00 add on to flat grid price

## PRICING

## Series 3201 Double Hung

### Features

- All-welded Frame And Sash For Better Structural Integrity
- Sloped Sill For Easy Water Run-off
- Insulated glass panels with optimum thermal air space featuring warm-edge spacer system
- Colors Available: White, Almond
- Balance Covers
- Dual Push Button Night Latches For Secure Nighttime Ventilation (*On Double Hung Windows Only*)
- Each Window Individually Registered for Expedient Replacement Parts Identification
- Integrated Lift Handle on Lock Rail
- Double Sash Locks Standard on all Widths 27 1/4" or Over
- Adjustable Keepers for Aesthetic Alignment of Locks
- Constant Force/Coil Balance System
- 3 Screw Jack Jamb Adjusters on Each Side on Windows Over 48"
- Double Hung Jamb Depth: 3 1/4"; Overall Frame Width: 3 9/16"
- Double Hung: DP Rating R35 (*window size tested 36" x 74"*)

Standard Configuration: Insulated Glass, Half Screen, White, and includes both Head Expander and Sill Angle cut to width.

Series 3201 Pricing	United Inch Bracket	Double Hung	Picture Window
	0-61	\$ 245.00	\$ 194.00
	62-73	257.00	206.00
	74-83	269.00	222.00
	84-93	284.00	242.00
	94-101	293.00	258.00
	102-110	323.00	285.00
	Add for each UI over 110	2.94 per UI	2.58 per UI
Size Restrictions #3201 DH Double Hung	Minimum	Maximum	
Width	14 1/2"	54"	
Height	23 1/8	91"	
Maximum United Inches		126"	
Size Restrictions #3201 PW Picture Window	Minimum	Maximum	
Width	8"	86"	
Height	8"	86"	
Minimum sq. ft.	1 sq. ft.		
Maximum United Inches		136"	

### Notes:

- After 1/4" deduction, width and height will be cut to the nearest 1/8" increment.
- Any Picture Window with any dimension over 84" is required to be made with Tempered Glass.
- Picture Window sashes are to be ordered as replacement and installed in original frame. Do not install picture window sashes without frames.
- United Inch = Exact Opening Width + Exact Opening Height. If this total united inch number results in a fraction, please round down to the whole united inch; ie: 36-3/4" + 36-3/4" = 73 UI (not 73-1/2).

### Common Options:

Glass - per window add on for:		Grids - per window add on for:	
Low-E	Low-E with Argon Gas	Flat Grid	1" Contoured Grid
N/A	Standard	\$ 30.00	\$ 12.00 add on to flat grid price

## PRICING

## Series 3201 Sliders

### Features

- Tandom rollers ride easily along friction-free glide channel
- All Welded Sash and Frame
- Insulated glass panels with optimum thermal air space featuring warm-edge spacer system
- Extruded Half Screen Standard
- Beveled Exterior Frame For Brick Mold Appearance
- Double Sash Locks Standard For Windows With Heights 27 1/4" or Greater
- Colors Available: White, Almond
- Transferable, Limited Lifetime Warranty
- 3201 2SL 2-Lite Sliders (XO)
- 3201 3SL 3-Lite Sliders (XOX)

#3201 2SL 2-Lite Horizontal Sliders

United Inch Bracket	Price
0-61	\$251.00
62-73	263.00
74-83	275.00
84-93	290.00
94-101	303.00
102-110	330.00
Add for each UI Over 110	\$3.21 per UI

Size Restrictions (*exact size*)

	Minimum	Maximum
Width	23 1/8"	84"
Height	17 3/4"	72"
Maximum United Inches		132"

Notes

- Must specify model number when ordering.
- After 1/4" deduction, width and height will be cut to the nearest 1/8" increment.
- United Inch = Exact Opening Width + Exact Opening Height.

If this total united inch number results in a fraction, please round down to the whole united inch; ie: 36-3/4" + 36-3/4" = 73 UI (not 73-1/2).

#3201 3SL 2-Lite Horizontal Sliders	
United Inch Bracket	Price
62-73	\$330.00
74-83	392.00
84-93	413.00
94-101	435.00
102-110	503.00
111-120	525.00
121-130	575.00
131-140	617.00
141-150	662.00
151-158	704.00

Size Restrictions ( <i>exact size</i> )		
	Minimum	Maximum
Width	60"	120"
Height	17 3/4"	72"
Width restrictions for 1/3, 1/3, 1/3	54"	90"
Maximum United Inches	158"	

Notes
<ul style="list-style-type: none"><li>• Standard Lite Configuration: 1/4, 1/2, 1/4</li><li>• Optional Lite Configuration: 1/3, 1/3, 1/3 (<i>Please Specify</i>)</li><li>• Two Half Screens Only - Full Screen Not Available.</li><li>• After 1/4" deduction, width and height will be cut to the nearest 1/8" increment.</li><li>• United Inch = Exact Opening Width + Exact Opening Height. If this total united inch number results in a fraction, please round down to the whole united inch; ie: 36-3/4" + 36-3/4" = 73 UI (not 73-1/2).</li><li>• x = operable, o = fixed</li></ul>

### Common Options:

Glass - per window add on for:	
Low-E	Low-E with Argon Gas
N/A	Standard

Grids - per window add on for:	
Flat Grid	1" Contoured Grid
\$30.00	\$12.00 add on to flat grid price

## PRICING

## Series 3500 Double Hung

### Features

- Low-E with Argon Gas
- Insulated glass panels with optimum thermal air space featuring warm-edge spacer system
- Welded Sash and Frame Corners
- Beveled Exterior of Main Frame
- Constant Force/Coil Balance System
- Attractive, Rounded Sash Edge
- Heavy Duty Sash Lock (*Two Locks Standard With Widths 27 1/4" or Greater*)
- Each Window Individually Registered for Expedient Replacement Parts Identification
- Sloped Sill For Easy Water Run-Off
- Dual Push Button Night Latches For Secure Nighttime Ventilation (*On Double Hung Windows Only*)
- Extruded Half Screen Standard (*full screen optional*)
- Double Hung Jamb Depth: 3 1/4"; Overall Frame Width: 3 11/16"
- Double Hung: DP Rating R35 (*window size tested 36" x 74"*) (*DP 50 optional*)
- 25-Year Glass Breakage Warranty

Standard Configuration: All-Welded Construction, Insulated Warm-Edge Spacer System with Low-E and Argon Gas, White, Half Screen and includes both Head Expander and Sill Angle cut to width.

Series 3500 Pricing	United Inch Bracket	Double Hung	Picture Window
	0-61	\$ 306.00	\$ 219.00
	62-73	324.00	251.00
	74-83	338.00	267.00
	84-93	359.00	299.00
	94-101	377.00	320.00
	102-110	417.00	347.00
	Add for each UI over 110	3.78 per UI	3.15 per UI
Size Restrictions #3500 DH Double Hung		Minimum	Maximum
	Width	17 3/4"	54"
	Height	26"	91"
	Maximum United Inches		126"
Size Restrictions #3500 PW Picture Window		Minimum	Maximum
	Width	8"	86"
	Height	8"	86"
	Minimum sq. ft.	1 sq. ft.	
	Maximum United Inches		136"

### Notes

- After 1/4" deduction, width and height will be cut to the nearest 1/8" increment.
- Any Picture Window with any dimension over 84" is required to be made with Tempered Glass.
- Picture Window sashes are to be ordered as replacement and installed in original frame. Do not install picture window sashes without frames.
- United Inch = Exact Opening Width + Exact Opening Height. If this total united inch number results in a fraction, please round down to the whole united inch; ie: 36-3/4" + 36-3/4" = 73 UI (not 73-1/2).

### Common Options:

Glass - per window add on for:		Grids - per window add on for:	
Low-E	Low-E with Argon Gas	Flat Grid	1" Contoured Grid
N/A	Standard	\$ 30.00	\$ 12.00 add on to flat grid price

## PRICING

## Series 3500 Sliders

### Features

- Low-E with Argon Gas
- Tandem rollers ride easily along friction-free glide channel
- All Welded Sash and Frame
- Insulated glass panels with optimum thermal air space featuring warm-edge spacer system
- Extruded Full Screen Standard On 2-Lite (*3-Lite has two half screens*)
- Beveled Exterior Main Frame
- Double Sash Locks Standard For Windows With Heights 27 1/4" or Greater
- Colors Available: White, Almond
- 25-Year Glass Breakage Warranty
- Transferable, Limited Lifetime Warranty
- 3500 2SL 2-Lite Sliders (XO)
- 3500 3SL 3-Lite Sliders (XOX)

#3500 2SL 2-Lite Horizontal Sliders			#3500 3SL 2-Lite Horizontal Sliders		
United Inch Bracket		Price	United Inch Bracket		Price
0-61		\$ 288.00	62-73		\$ 348.00
62-73		303.00	74-83		429.00
74-83		317.00	84-93		477.00
84-93		338.00	94-101		509.00
94-101		354.00	102-110		549.00
102-110		390.00	111-120		576.00
Add for each UI Over 110		\$ 3.60 per UI	121-130		629.00
			131-140		675.00
			141-150		723.00
			151-158		770.00
Size Restrictions ( <i>exact size</i> )			Size Restrictions ( <i>exact size</i> )		
	Minimum	Maximum		Minimum	Maximum
Width	23 1/8"	84"	Width	60"	120"
Height	17 3/4"	72"	Height	17 3/4"	72"
Maximum United Inches		132"	Width restrictions for 1/3, 1/3, 1/3	54"	90"
			Maximum United Inches		158"
Notes			Notes		
<ul style="list-style-type: none"> <li>• Must specify model number when ordering.</li> <li>• After 1/4" deduction, width and height will be cut to the nearest 1/8" increment.</li> <li>• United Inch = Exact Opening Width + Exact Opening Height. If this total united inch number results in a fraction, please round down to the whole united inch; ie: 36-3/4" + 36-3/4" = 73 UI (not 73-1/2).</li> </ul>			<ul style="list-style-type: none"> <li>• Standard Lite Configuration: 1/4, 1/2, 1/4</li> <li>• Optional Lite Configuration: 1/3, 1/3, 1/3 (<i>Please Specify</i>)</li> <li>• Two Half Screens Only - Full Screen Not Available.</li> <li>• After 1/4" deduction, width and height will be cut to the nearest 1/8" increment.</li> <li>• United Inch = Exact Opening Width + Exact Opening Height. If this total united inch number results in a fraction, please round down to the whole united inch; ie: 36-3/4" + 36-3/4" = 73 UI (not 73-1/2).</li> <li>• x = operable, o = fixed</li> </ul>		

### Common Options:

Glass - per window add on for:		Grids - per window add on for:	
Low-E	Low-E with Argon Gas	Flat Grid	1" Contoured Grid
N/A	Standard	\$ 30.00	\$ 12.00 add on to flat grid price

## PRICING

## Series 3900 Double Hung

### Features

- Lifetime Glass Breakage Warranty
- Low-E with Argon Gas
- Insulated glass panels with optimum thermal air space featuring warm-edge spacer system
- 3/4" Constant Force Coil Balance
- Exterior Accessory Groove
- EXCLUSIVE InsulKor™ Reinforcement for Improved Thermal Performance
- Round Cam Lock (*Two Locks Standard with Widths 27 1/4" or Greater*)
- Welded Sash and Frame Corners
- Beveled Exterior of Main Frame
- Each Window Individually Registered for Expedient Replacement Parts Identification
- Sloped Sill For Easy Water Run-Off
- Dual Push Button Night Latches For A Conforting Sense of Security (*On Double Hung Windows Only*)
- Extruded Full Screen Standard
- Double Hung Jamb Depth: 3 1/4"; Overall Frame Width: 4 1/4"
- Double Hung: DP Rating R60 (*window size tested 36" x 74"*)

Standard Configuration: All-Welded Construction, Insulated Warm-Edge Spacer System with Low-E and Argon Gas, White, Full Screen and includes both Head Expander and Sill Angle cut to width.

Series 3900 Pricing	United Inch Bracket	Double Hung	Picture Window
	0-61	\$353.00	\$254.00
	62-73	374.00	290.00
	74-83	390.00	309.00
	84-93	414.00	344.00
	94-101	434.00	369.00
	102-110	480.00	399.00
	Add for each UI over 110	4.35 per UI	3.63 per UI
Size Restrictions #3900 DH Double Hung		Minimum	Maximum
	Width	17 3/4"	54"
	Height	26"	91"
	Maximum United Inches		126"
Size Restrictions #3900 PW Picture Window		Minimum	Maximum
	Width	8"	86"
	Height	8"	86"
	Minimum sq. ft.	1 sq. ft.	
	Maximum United Inches		136"

### Notes

- After 1/4" deduction, width and height will be cut to the nearest 1/8" increment.
- Any Picture Window with any dimension over 84" is required to be made with Tempered Glass.
- Picture Window sashes are to be ordered as replacement and installed in original frame. Do not install picture window sashes without frames.
- United Inch = Exact Opening Width + Exact Opening Height. If this total united inch number results in a fraction, please round down to the whole united inch; ie: 36-3/4" + 36-3/4" = 73 UI (not 73-1/2).

### Common Options:

Glass - per window add on for:		Grids - per window add on for:	
Low-E	Low-E with Argon Gas	Flat Grid	1" Contoured Grid
N/A	Standard	\$30.00	\$12.00 add on to flat grid price



## PRICING

## Series 3900 Sliders

### Features

- Lifetime Glass Breakage Warranty
- Low-E with Argon Gas
- Tandem rollers ride easily along friction free glide channel
- All Welded Sash and Frame
- Insulated glass panels with optimum thermal air space featuring warm-edge spacer system
- Exterior Accessory Groove
- EXCLUSIVE InsulKor™ Reinforcement for Improved Thermal Performance
- Extruded Full Screen Standard On 2-Lite (*3-Lite has two half screens*)
- Beveled Exterior Frame For Brick Mold Appearance
- Double Sash Locks Standard For Windows With Heights 27 1/4" or Greater
- Colors Available: White, Almond
- Transferable, Limited Lifetime Warranty
- 3900 2SL 2-Lite Sliders (XX)
- 3900 3SL 3-Lite Sliders (XOX)
- DP Rating R50 (*window size tested 72" x 48"*)

#3900 2SL 2-Lite Horizontal Sliders			#3900 3SL 2-Lite Horizontal Sliders		
United Inch Bracket		Price	United Inch Bracket		Price
0-61		\$ 362.00	62-73		\$ 437.00
62-73		380.00	74-83		539.00
74-83		398.00	84-93		599.00
84-93		423.00	94-101		638.00
94-101		444.00	102-110		689.00
102-110		489.00	111-120		723.00
Add for each UI Over 110		\$ 4.50 per UI	121-130		788.00
			131-140		846.00
			141-150		908.00
			151-158		965.00
Size Restrictions ( <i>exact size</i> )			Size Restrictions ( <i>exact size</i> )		
	Minimum	Maximum		Minimum	Maximum
Width	23 1/8"	84"	Width	60"	120"
Height	17 3/4"	72"	Height	17 3/4"	72"
Maximum United Inches		132"	Width restrictions for 1/3, 1/3, 1/3	54"	90"
			Maximum United Inches		158"
Notes			Notes		
<ul style="list-style-type: none"> <li>• Must specify model number when ordering.</li> <li>• After 1/4" deduction, width and height will be cut to the nearest 1/8" increment.</li> <li>• United Inch = Exact Opening Width + Exact Opening Height. If this total united inch number results in a fraction, please round down to the whole united inch; ie: 36-3/4" + 36-3/4" = 73 UI (not 73-1/2).</li> </ul>			<ul style="list-style-type: none"> <li>• Standard Lite Configuration: 1/4, 1/2, 1/4</li> <li>• Optional Lite Configuration: 1/3, 1/3, 1/3 (<i>Please Specify</i>)</li> <li>• Two Half Screens Only - Full Screen Not Available.</li> <li>• After 1/4" deduction, width and height will be cut to the nearest 1/8" increment.</li> <li>• United Inch = Exact Opening Width + Exact Opening Height. If this total united inch number results in a fraction, please round down to the whole united inch; ie: 36-3/4" + 36-3/4" = 73 UI (not 73-1/2).</li> <li>• x = operable, o = fixed</li> </ul>		

### Common Options:

Glass - per window add on for:		Grids - per window add on for:	
Low-E	Low-E with Argon Gas	Flat Grid	1" Contoured Grid
N/A	Standard	\$ 30.00	\$ 12.00 add on to flat grid price

## PRICING

## Casement

### Features

- Collapsible handle for unobstructed beauty
- Beveled exterior
- Low-E with Argon Gas
- Insulated glass panels with optimum thermal air space featuring warm-edge spacer system
- Specify right or left hand hinge on casements looking from outside to inside.
- Includes matching hardware.
- Any operating casements over 32" high shall have tandem locks as standard.
- Transferable, Limited Lifetime Warranty
- #700 1LT Casement Window: DP Rating R60 (window size tested 36" x 72")
- #700 PW Picture Window: DP Rating R55 (window size tested 72" x 72")

#700 PW Picture Window Pricing	United Inch Bracket	Price
	0 - 71	\$287.00
	72 - 81	324.00
	82 - 91	368.00
	92 - 101	393.00
	102 - 111	444.00
	112 - 122	482.00
	123 - 136	528.00

Size Restrictions (exact size)	Minimum	Maximum
Width	12"	72"
Height	12"	72"
min. sq. ft.:	1 sq. ft.	
max. sq. ft.:		32 sq. ft.

#700 1LT Single Vent Casement Pricing	United Inch Bracket	Price
	0 - 61	\$354.00
	62 - 71	390.00
	72 - 81	426.00
	82 - 91	479.00
	92 - 108	525.00

Size Restrictions (exact size)	Minimum	Maximum
Width	15 1/2"	36"
Height	20"	72"
max. sq. ft.:		18 sq. ft.
(sq. ft. = width inches x height inches /144)		

#700 2LT Twin Vent Casement Pricing	United Inch Bracket	Price
	0 - 61	\$579.00
	62 - 71	606.00
	72 - 81	636.00
	82 - 91	681.00
	92 - 101	699.00
	102 - 111	786.00
	Add for each UI over 111	7.29

Size Restrictions (exact size)	Minimum	Maximum
Width	31"	68"
Height	20"	72"
max. sq. ft.:		30 sq. ft.
(sq. ft. = width inches x height inches/144)		

### Notes

- Must be equal size Lites.
- Standard: two operating flankers - 1 left hinge, 1 right hinge (*applies to twin vent only*).

### Common Options:

Glass - per Lite add on for:		Grids - per lite add on for:	
Low-E	Low-E with Argon Gas	Flat Grid	1" Contoured Grid
N/A	Standard	\$30.00	\$12.00 add on to flat grid price

# PRICING

## Casement (continued)

#700 3LT 3-Lite Casement (Operating Side Vents) Pricing		United Inch Bracket	Price
		62 - 71	\$ 654.00
		72 - 81	722.00
		82 - 91	791.00
		92 - 101	854.00
		102 - 111	939.00
		112-121	1,031.00
		122-131	1,121.00
		132-141	1,209.00
		142-151	1,298.00
		152-161	1,388.00
		162-171	1,476.00
		172-181	1,565.00
		182-191	1,653.00
		Add for each UI over 191	8.90
Size Restrictions 1/3, 1/3, 1/3		Minimum	Maximum
	Width	48"	100"
	Height	20"	72"
	max. sq. ft.		44 sq. ft.
Size Restrictions 1/4, 1/2, 1/4		Minimum	Maximum
	Width	67"	128" (110" TX Product)
	Height	20"	72"
	max. sq. ft.		58 sq. ft.
#700 4LT 4-Lite Casement (2 Operating Flankers) Pricing		United Inch Bracket	Price
		84 - 91	\$ 906.00
		92 - 101	1,013.00
		102 - 111	1,098.00
		112-121	1,202.00
		122-131	1,304.00
		132-141	1,407.00
		142-151	1,511.00
		152-161	1,616.00
		162-171	1,715.00
		172-181	1,818.00
		182-191	1,922.00
		Add for each UI over 191	10.28
Size Restrictions (exact size)		Minimum	Maximum
	Width	64"	128" (110" TX Product)
	Height	20"	72"
	max. sq. ft.		58 sq. ft.
#700 5LT 5-Lite Casement (2 Operating Flankers) Pricing		United Inch Bracket	Price
		100-111	\$ 1,257.00
		112-121	1,376.00
		122-131	1,493.00
		131-141	1,611.00
		142-151	1,728.00
		152-161	1,847.00
		162-171	1,964.00
		172-181	2,081.00
		182-191	2,196.00
		Add for each UI over 191	\$ 11.76
Size Restrictions (exact size)		Minimum	Maximum
	Width	80"	158" (110" TX Product)
	Height	20"	72"
	max. sq. ft.		70 sq. ft.
Notes			
• All Lites must be equal.			

### Common Options:

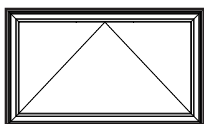
Glass - per window add on for:		Grids - per lite add on for:	
Low-E	Low-E with Argon Gas	Flat Grid	1" Contoured Grid
N/A	Standard	\$ 30.00	\$ 12.00 add on to flat grid price

## PRICING

## Awning

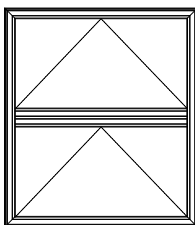
### Features

- Collapsible handle for unobstructed beauty
- Beveled exterior
- Low-E with Argon Gas
- Insulated glass panels with optimum thermal air space featuring warm-edge spacer system
- Includes matching hardware.
- Double locks are standard on all awning windows.
- Transferable, Limited Lifetime Warranty
- #705 1LT Awning Window: DP Rating R45 (window size tested 48" x 36")

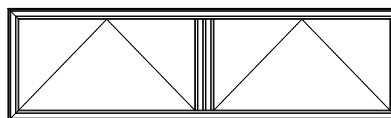


Single Vent Awning

#705 1LT Single Vent Awning Pricing		United Inch Bracket	Price
		0 - 61	\$377.00
		62 - 71	417.00
		72 - 81	461.00
		82 - 91	497.00
Size Restrictions (exact size)		Minimum	Maximum
	Width	19"	48"
	Height	14"	36"



2LTV Stacked



2LTH 2-Wide

#705 2LTV Stacked, #705 2LTH 2-Wide Pricing		United Inch Bracket	Price
		0 - 61	\$558.00
		62 - 71	620.00
		72 - 81	681.00
		82 - 91	738.00
		92 - 101	777.00
		102 - 111	827.00
		Add for each	
		UI over 111	\$7.65
Size Restrictions #705 2LTV (exact size)		Minimum	Maximum
	Width	19"	48"
	Height	30"	72"
Size Restrictions #705 2LTH (exact size)		Minimum	Maximum
	Width	40"	96"
	Height	14"	36"

### Note

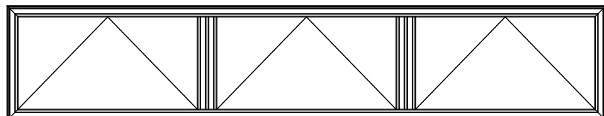
- All Lites must be equal size.

### Common Options:


Glass - per Lite add on for:		Grids - per lite add on for:	
Low-E	Low-E with Argon Gas	Flat Grid	1" Contoured Grid
N/A	Standard	\$ 30.00	\$ 12.00 add on to flat grid price

## PRICING

## Awning (continued) & Basement Hopper




3LTH 3-Wide



3LTV Stacked

#705 3LTV Stacked, #705 3LTH 3-Wide Pricing		United Inch Bracket	Price
		0 - 61	\$740.00
		62 - 71	822.00
		72 - 81	902.00
		82 - 91	951.00
		92 - 101	999.00
		102 - 111	1,055.00
		Add for each UI over 111	\$9.36
Size Restrictions #705 3LTV (Stacked) (exact size)		Minimum	Maximum
	Width	19"	48"
	Height	45"	91"
Size Restrictions #705 3LTH (Wide) (exact size)		Minimum	Maximum
	Width	60"	110"
	Height	14"	36"



Dead Lite Over Awning

#705 PWLT Dead Lite Over Awning Pricing		United Inch Bracket	Price
		0 - 61	N/A
		62 - 71	\$554.00
		72 - 81	630.00
		82 - 91	704.00
		92 - 101	749.00
		102 - 111	785.00
		Add for each UI over 111	\$7.28
Size Restrictions (exact size)		Minimum	Maximum
	Width	19"	48"
	Height	33"	91"
Glass Options - per Lite add on for:			
	Low-E	Low-E with Argon Gas	
	N/A	Standard	
Grid Options - per lite add on for:			
	Flat Grid	1" Contoured Grid	
	\$20.00	\$8.00 add on to flat grid price	
Awning Notes			
<ul style="list-style-type: none"> <li>• Awnings cannot exceed 36".</li> <li>• Standard - Equal Lite</li> <li>• Oriel - 2/5 @ bottom</li> <li>• Cottage 2/5 @ top</li> </ul>			

## PRICING

## Basement Hopper

### Features

- Fusion Welded Frame and Sash
- Dual Glazed
- Insulated glass panels with optimum thermal air space featuring warm-edge spacer system
- White
- Clear Glass (no grid)
- Three Standard Sizes
- Fiberglass Mesh Screen
- Limited Lifetime Warranty

### #600 Basement Hopper Window

32 x 15 1/2	\$188.00
32 x 19 1/2	201.00
32 x 23 1/2	213.00

## PRICING

## Bay and Bow

### Features

- Bay Windows May Be 30° or 45°
- Bow Windows are 15°
- All Units Come Completely Assembled and Ready for Installation
- Cable System is Mandatory
- Maximum Height Equals 74", however, Double Hung or Dead Lite Flankers May Be Required for Certain Widths
- Double Hung Flankers are Considered Standard (for other flanker options see Design Options on page 9)

- Underside of Seat is Capped with Matching Coil Stock
- Screens are Included on all Operable Flankers
- All Bay/Bow Units Include Insulated Glass
- 1" Birch Head and Seatboard Standard (*Oak is optional*)
- Transferable, Limited Lifetime Warranty

**Minimum Bay and Bow restriction is dependent on flanker type. See following page for minimum width restrictions.**

### 3-Lite Bay Window

Width Brackets	20- 45 7/8"	Height Brackets 46 - 62 7/8"	63 - 74"
64 - 74 7/8"	\$ 1,857.00	\$ 2,016.00	\$ 2,153.00
75 - 84 7/8"	1,889.00	2,052.00	2,198.00
85 - 94 7/8"	1,928.00	2,100.00	2,246.00
95 - 104 7/8"	2,114.00	2,286.00	2,441.00
105 - 116	2,145.00	2,343.00	2,484.00

### 3-Lite Bow Window

Width Brackets	20- 45 7/8"	Height Brackets 46 - 62 7/8"	63 - 74"
51 - 60 7/8"	\$ 1,803.00	\$ 1,955.00	\$ 2,078.00
61 - 70 7/8"	1,836.00	1,995.00	2,118.00
71 - 80 7/8"	1,875.00	2,034.00	2,166.00
81 - 90 7/8"	1,902.00	2,069.00	2,205.00
91 - 96	1,929.00	2,096.00	2,234.00

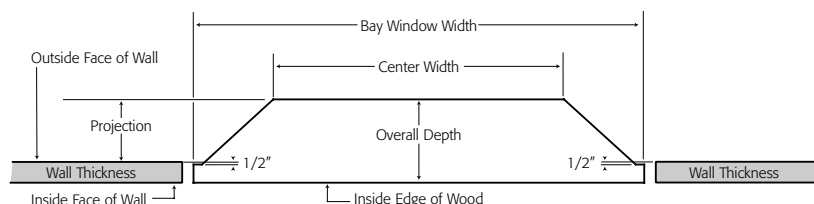
### 4-Lite Bow Window

Width Brackets	20- 45 7/8"	Height Brackets 46 - 62 7/8"	63 - 74"
66 - 78 7/8"	\$ 1,968.00	\$ 2,171.00	\$ 2,325.00
79 - 92 7/8"	2,012.00	2,216.00	2,379.00
93 - 105 7/8"	2,216.00	2,423.00	2,591.00
106 - 118 7/8"	2,250.00	2,462.00	2,639.00
119 - 125"	2,802.00	3,018.00	3,200.00

### 5-Lite Bow Window

Width Brackets	20- 45 7/8"	Height Brackets 46 - 62 7/8"	63 - 74"
81 - 93 7/8"	\$ 2,141.00	\$ 2,378.00	\$ 2,568.00
94 - 106 7/8"	2,331.00	2,577.00	2,775.00
107 - 119 7/8"	2,372.00	2,616.00	2,825.00
120 - 131 7/8"	2,931.00	3,182.00	3,393.00
132 - 144	2,970.00	3,225.00	3,446.00

### Bay and Bow Terminology



Overall Depth = Projection + Wall Thickness  
Flanker or Center Height = Bay Window Height - 2.750"

Please Use Correct Terminology When Ordering.

### Common Options:

Glass - per Lite add on for:	
Low-E	Low-E with Argon Gas
\$ 15.00	\$ 21.00

Grids - per lite add on for:	
Flat Grid	1" Contoured Grid
\$ 30.00	\$ 12.00 add on to flat grid price

## SIZING

## Size Restrictions

### #3201 DH and Casement Window Widths

EXACT MINIMUM WIDTHS		EXACT MAXIMUM WIDTHS	
51"	3 Lite Bow	86"	96"
66"	4 Lite Bow	112"	125"
81"	5 Lite Bow	136"	144"
64"	30° Bay	110"	116"
64"	45° Bay	102"	116"

Casement Window Widths: For casement windows with widths which fall in shaded areas, heights cannot exceed 65 inches.

### Casement/Picture Window Flanker Heights

#### Minimum

#### Maximum

22 1/4"

74"

### 3500 and 3900 All-Welded Double Hung Window Widths

#### Exact Minimum Widths

3 Lite Bow	56 5/8"
4 Lite Bow	73 5/8"
5 Lite Bow	89 3/8"
30° Bay	72 3/8"
45° Bay	68 1/8"
(For exact maximum widths use chart above.)	

### All-Welded Window Heights

#### Minimum

#### Maximum

29 1/4"

74"

#### Note

- Single Hung Replacement Windows are not available in Bays or Bows.

### When Ordering Please Remember:

1. Bay or Bow?
2. Number of Lites?
3. Mullion Angle: 15° Bow, 30° Bay, 45° Bay?
4. Wall Thickness?
5. Rough Opening?
6. Flanker Type (Double Hung, Casement or Dead Lites - Please Specify Series)?
7. Desired Projection?
8. Refer to diagram on previous page to insure correct terminology when ordering Bay/Bow.
9. Fax Orders
10. When ordering by opening size a deduction of 3/4" will be made width and height. When ordering by exact size no deductions will be made.

### Common Options:

Glass - per Lite add on for:		Grids - per Lite add on for:	
Low-E	Low-E with Argon Gas	Flat Grid	1" Contoured Grid
\$ 15.00	\$ 21.00	\$ 30.00	\$ 12.00 add on to flat grid price



## PRICING

## Garden Window

### FEATURES

- Fusion Welded Frame and Sash
- Dual Glazed
- Insulated glass panels with optimum thermal air space featuring warm-edge spacer system
- Casement Vents have a Multi-Point Locking System with Dual Locking Points on Heights over 36 3/4"
- E-Gard™ Chemical and Corrosive Resistant Finish on all Hardware
- Frames Containing the Roof, Vents and Deadlites are Factory Installed in a 1 1/4" Birch Veneer Wood Frame
- All Exposed Areas of the Wood Jambs are Completely Covered with Vinyl
- Matching Aluminum Covers the Underside of the Sill
- 2 1/2" Pre-mitered Ranch Style Pine Casing Included
- Wood Bracing Included for Proper Installation
- Roof Glass Panel Features Safety Laminated Glass For Added Protection
- All Garden Windows Project 17 1/2" From Outside Wall
- Screen Standard On Casement Vents
- Transferable, Limited Lifetime Warranty (Same as Replacement Casement Window)

### #998 Trapezoid Garden Window Pricing

Width Brackets	30 1/4" – 48 7/8"	Height Brackets	49" – 58 7/8"	59" – 71 1/4"
24"- 37 7/8"	1,544.00	\$ 1,845.00		\$ 1,973.00
38"- 49 7/8"	1,782.00	1,938.00		2,145.00
50"- 59 7/8"	1,955.00	2,166.00		2,352.00
60"- 66"	2,145.00	2,360.00		2,588.00

### Size Restrictions (exact size)

	Minimum	Maximum
Width	24"	66"
Height	30 1/4"	71 1/4"
Wall Thickness	4 1/2"	10"
Center Deadlite Glass Cannot Exceed		22 1/2 Sq. Ft.

### Garden Window Terminology



### General Information

1. The top of all Garden Windows must be fully flashed into the wall at the time of installation. Flashing should extend down to, but not beyond, the safety laminated glass area of the roof.
2. Air conditioners must not be placed in any garden window.
3. Use of supplied bracing is required on all garden windows.
4. Dual point multi-locks are not available on heights under 36 3/4". In this case, a single lock will be used.
5. All units must be ordered as "exact" size.

### When Ordering Please Remember

1. Specify wall thickness (manufacturer will cut on every 1/2" increment).
2. Specify exact size of width and height opening (manufacturer will cut on every 1/4" increment).
3. Window projects from outside house 17 1/2" on all size windows.

### Common Options:

















Glass - per window add on for:		Grids - per lite add on for:	
Low-E	Low-E with Argon Gas	Flat Grid	1" Contoured Grid
\$ 146.00	\$ 198.00	\$ 30.00	\$ 12.00 add on to flat grid price

# Standard Grid Configurations

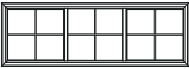







Single and Double Hung						
3900	17 3/4"-27 1/4"		27 3/8"-43 1/8"		43 3/4"-54"	
	17 3/4"-27 1/4"		27 3/8"-43 1/8"		43 3/4"-54"	
	17 3/4"-27 1/4"		27 3/8"-43 1/8"		43 3/4"-54"	
	16 1/8"-27 1/4"		27 3/8"-43 1/8"		43 3/4"-51 3/4"	
3500	1 Vertical		2 Verticals		3 Verticals	
	1 Horizontal / Sash		2 Horizontals / Sash		1 Hor. / 2 Hor.	
	1 Horizontal / Sash		2 Horizontals / Sash		1 Hor. / 2 Hor.	
	1 Hor. / 2 Hor.		1 Hor. / 2 Hor.		1 Hor. / 2 Hor.	
3201	1 Vertical		2 Verticals		3 Verticals	
	1 Vertical		2 Verticals		3 Verticals	
	1 Vertical		2 Verticals		3 Verticals	
	1 Vertical		2 Verticals		3 Verticals	
3050/3100	1 Vertical		2 Verticals		3 Verticals	
	1 Vertical		2 Verticals		3 Verticals	
	1 Vertical		2 Verticals		3 Verticals	
	1 Vertical		2 Verticals		3 Verticals	

Picture Window						
3900	8"-17 7/8"	18"-27 1/8"	27 1/4"-43 1/8"	43 1/4"-54 1/2"	54 5/8"-71 1/8"	71 1/4"-87"
	8"-17 7/8"	18"-27 1/8"	27 1/4"-43 1/8"	43 1/4"-54 1/2"	54 5/8"-71 1/8"	71 1/4"-87"
	8"-17 7/8"	18"-27 1/8"	27 1/4"-43 1/8"	43 1/4"-54 1/2"	54 5/8"-71 1/8"	71 1/4"-87"
	8"-17 7/8"	18"-27 1/8"	27 1/4"-43 1/8"	43 1/4"-54 1/2"	54 5/8"-71 1/8"	71 1/4"-87"
	8"-17 7/8"	18"-27 1/8"	27 1/4"-43 1/8"	43 1/4"-54 1/2"	54 5/8"-71 1/8"	71 1/4"-87"
3500	0 Verticals	1 Vertical	2 Verticals	3 Verticals	4 Verticals	5 Verticals
	0 Horizontals					
	1 Horizontal					
	3 Horizontals					
	5 Horizontals					

# Standard Grid Configurations

2-Lite Slider Windows				3-Lite Slider Windows (1/4, 1/2, 1/4)			
3050/3100	23 3/4"-55"	55 1/8"-79 3/4"		3050/3100	71 3/4"-109"	109 1/8"-141 1/2"	
3201/3500/3900	23 1/8"-55"	55 1/8"-84"		3201/3500/3900	60"-109"	109 1/8"-120"	
16 3/4"-27 1/4"	1 Vertical / Sash	2 Verticals / Sash		1 Vertical / 3 Verticals / 1 Vertical	2 Verticals / 5 Verticals / 2 Verticals		
27 3/8"-43 1/4"							
47 1/4"-60"							
60 1/8"-73 3/4"							
60 1/8"-72"							
17 3/4"-27 1/4"							
27 3/8"-43 1/4"							
47 1/4"-60"							
60 1/8"-73 3/4"							
60 1/8"-72"							

3-Lite Slider Windows (1/3, 1/3, 1/3)			
3050/3100	54"-82"	82 1/8"-108"	
3201/3500/3900	54"-82"	82 1/8"-120"	
16 3/4"-27 1/4"	1 Vertical / Sash	2 Verticals / Sash	
27 3/8"-43 1/4"			
47 1/4"-60"			
60 1/8"-73 3/4"			
60 1/8"-72"			
17 3/4"-27 1/4"			
27 3/8"-43 1/4"			
47 1/4"-60"			
60 1/8"-73 3/4"			
60 1/8"-72"			




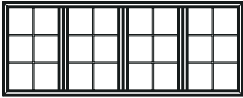
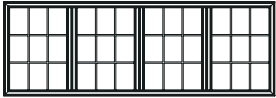
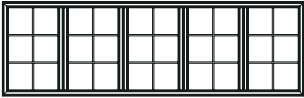
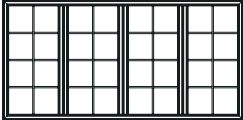
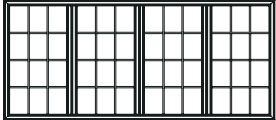
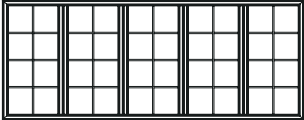
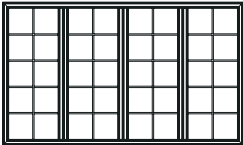


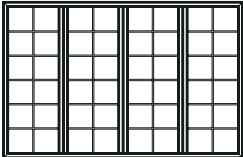

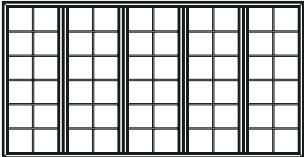
# Standard Grid Configurations

Single Vent Casement Windows		Twin Vent Casement Windows	
15 1/2"-27 1/2"	27 5/8"-32"	31"-55"	55 1/8"-62"
1 Vertical	2 Verticals	1 Vertical / Lite	2 Verticals / Lite
20"-27 1/2" 1 Horizontal			
27 5/8"-43" 2 Horizontals			
43 1/8"-55" 3 Horizontals			
55 1/8"-65 1/2" 4 Horizontals			
65 5/8"-72" 5 Horizontals			

Triple Casement (1/3, 1/3, 1/3)		Triple Casement (1/4, 1/2, 1/4)	
48"-82 1/2"	82 5/8"-92"	67"-110"	110 1/8"-124"
1 Vertical / Lite	2 Verticals / Lite	1 Vertical / 3 Verticals / 1 Vertical	2 Verticals / 5 Verticals / 2 Verticals
20"-27 1/2" 1 Horizontal			
27 5/8"-43" 2 Horizontals			
43 1/8"-55" 3 Horizontals			
55 1/8"-65 1/2" 4 Horizontals			
65 5/8"-72" 5 Horizontals			

# Standard Grid Configurations

4-Lite Casement (1/3, 1/3, 1/3)				5-Lite Casement (1/4, 1/2, 1/4)			
64"–110"		110 1/8"–124"		80"–138"		138 1/8"–155"	
1 Verticals / Lite		2 Verticals / Lite		1 Verticals / Lite		2 Verticals / Lite	
20"–27 1/2" 27 5/8"–43" 43 1/8"–55" 55 1/8"–65 1/2" 65 5/8"–72"	1 Horizontal						
	2 Horizontals						
	3 Horizontals						
	4 Horizontals						
	5 Horizontals						

# Standard Grid Configurations

Single Vent Awning				2 LTH 2-Wide Awning							
19"-27 1/4"		27 3/8"-47 1/8"		40"-54 1/2"		54 5/8"-86 3/8"		86 3/4"-96"			
1 Vertical		2 Verticals		3 Verticals		1 Vertical		2 Verticals		3 Verticals	
14"-27 1/4"		1 Horizontal		1 Horizontal		1 Horizontal		1 Horizontal		1 Horizontal	
27 3/8"-36"		2 Horizontals		2 Horizontals		2 Horizontals		2 Horizontals		2 Horizontals	
2 LTV Stacked Awning				3 LTV Stacked Awning							
19 – 27 1/4"		27 3/8" – 47 1/8"		47 1/4" – 48"		19 – 27 1/4"		27 3/8" – 47 1/8"		47 1/4" – 48"	
1 Vertical		2 Verticals		3 Verticals		1 Vertical		2 Verticals		3 Verticals	
33" – 54 1/2"		0 Horizontals		0 Horizontals		45" – 81 3/4"		1 Horizontal		1 Horizontal	
54 5/8" – 91"		2 Horizontals		2 Horizontals		81 7/8" – 91"		2 Horizontals		2 Horizontals	
3 LTH 3-Wide Awning											
60"-81 3/4"				81 7/8"-129 7/8"				130"-144"			
1 Vertical				2 Verticals				3 Verticals			
14"-27 1/4"				1 Horizontal				1 Horizontal			
27 3/8"-36"				2 Horizontals				2 Horizontals			
Dead Lite Over Awning (Equal Lite)											
19 – 27 1/4"		27 3/8" – 43 1/8"		43 1/4" – 48"		19 – 27 1/4"		27 3/8" – 43 1/8"		43 1/4" – 48"	
1 Vertical		2 Verticals		3 Verticals		1 Vertical		2 Verticals		3 Verticals	
30" – 54 1/2"		1 Horizontal		1 Horizontal		33" – 91"		3 Hor. / 2 Hor. Oriel		3 Hor. / 2 Hor. Oriel	
54 5/8" – 91"		2 Horizontals		2 Horizontals							

## Single and Double Hung Parts and Accessories

### Parts and Accessories (Series 3100, 3201, 3500, 3900)

Sash Release .....	3.00	each
Lock/Keeper (w/screws) .....	9.00	each
Lock Only (w/screws) .....	6.00	each
Keeper Only (w/screws) .....	3.00	each
Balance .....	16.50	each
Balance Shoe .....	3.00	each
Balance Shoe Screw .....	0.38	each
Balance Mounting Bracket ( <i>Series 3500 and 3900 only</i> ) .....	1.50	each
Vent/Night Latch .....	1.50	each
Jamb Adjuster .....	1.50	each
Pivot Bar .....	1.50	each
Weep Hole Covers .....	1.13	each
Pre-Cut Sash Stop .....	0.60	each
Wool Pile Weatherstripping .....	0.30	per foot
Glazing Tape (150 ft. roll) .....	45.00	per roll
Bulb Sill .....	0.90	per foot
Screw Pack for Installation .....	1.50	each
Screw Cap with Sleeves for Picture Windows .....	0.38	each
Top Glass Replacement ( <i>with glazing bead</i> ) ( <i>single hung only</i> ) .....	20%	of window price
Replacement Sash for Double Hung .....	40%	of window price
Replacement Fixed Glass for Picture Window ( <i>includes glazing bead</i> ) .....	65%	of window price
Dust Plug .....	0.45	each

### Lineals

Painted Mull only ( <i>3201 and 3900 only</i> ) .....	\$ 48.00	per foot
Sill Angle .....	0.90	per foot
Head Expander .....	4.20	per foot
Balance Cover .....	1.05	per foot
Sash Stop .....	0.60	per foot
Mull ( <i>straight or angled</i> ) .....	6.00	per foot
Jamb .....	7.50	per foot
Sill .....	7.50	per foot
Head Snap In ( <i>for Series 3201, 3500 and 3900 only</i> ) .....	4.20	per foot
Glazing Bead .....	1.05	per foot

### Screens

Locking Half Screen ( <i>3900 only</i> ) .....	\$ 37.50	each
Replacement Full Screen ( <i>extruded</i> ) .....	37.50	each
Replacement Screen with Paint .....	60.00	each
Screen Mesh .....	0.45	per sq. ft.
Screen Spring .....	0.75	each
Spline .....	0.10	per foot



## Sliders Parts and Accessories

### Parts and Accessories

Lock & Keeper (w/screws).....	\$ 9.00	each
Lock Only (w/screws).....	6.00	each
Keeper Only.....	3.00	each
Friction Pads.....	1.50	each
Weep Hole Covers.....	1.13	each
Glazing Tape (150 ft. roll).....	45.00	per roll
Wool Pile Weatherstripping.....	0.30	per foot
Glazing Blocks.....	0.15	each
Dust Plug.....	0.45	each
Replacement Sash for 2-Lite.....	40%	of window
Replacement Sash for 3-Lite.....	30%	of window

### Lineals

Head.....	\$ 13.50	per foot
Sill.....	13.50	per foot
Jamb.....	13.50	per foot
Mull (straight or angled).....	6.00	per foot
Glazing Bead.....	1.05	per foot
Screen Snap In.....	1.05	per foot

### Screens

Full Screen Replacement.....	\$ 37.50	each
Half Screen Replacement.....	27.00	each
Screen Corner.....	0.30	each
Screen Mesh.....	0.45	per sq. ft.
Screen Spring/Clip.....	0.75	each
Spline.....	0.10	per foot

## Casement and Awning Parts and Accessories

### A. Hardware

Crank Assembly ( <i>gear &amp; arm assembly, operator track, crank cover, crank handle</i> ) .....	\$ 45.00	each
Crank Cover .....	6.00	each
Crank Handle.....	9.00	each
Lock.....	14.00	each
Brass Crank Cover ( <i>Casement only</i> ) .....	22.50	each
Brass Handle ( <i>Casement only</i> ) .....	30.00	each
Brass Lock ( <i>Casement only</i> ) .....	37.50	each
Hinge Assembly.....	12.00	each
Sash Keeper.....	7.50	each

### B. Other

Q-Lon Weatherstripping .....	\$0.90	per foot
Installation Screws .....	0.15	each
Screw Plug.....	0.15	each
Replacement Single Vent or PW Sash.....	.65%	of window
Replacement Twin Vent Sash .....	.40%	of window
Replacement 3-Lite Sash .....	.30%	of window
Replacement 4-Lite Sash .....	.25%	of window
Replacement 5-Lite Sash .....	.20%	of window

### Lineals

Head .....	\$ 13.50	per foot
Sill .....	13.50	per foot
Jamb .....	13.50	per foot
Sill Cover .....	4.50	per foot
Mull (straight or angled).....	6.00	per foot
Glazing Bead.....	1.05	per foot

### Screens

Full Screen Replacement .....	\$ 37.50	each
Screen Corner .....	0.30	each
Screen Mesh.....	0.45	sq. ft.
Screen Clips .....	0.75	each
Spline.....	0.08	per foot

## Single and Double Hung Samples and Displays

Samples	
Pop-Up Suitcase.....	\$ 552.00
Table Top with Vinyl Cover.....	473.00
Vinyl Cover Only.....	139.00
Hand Held Sample ( <i>no case</i> ) .....	324.00
Displays	
Oak Roll Around Display .....	\$ 1,492.50
Other Marketing Tools	
Demo Case ( <i>3900 only</i> ) .....	\$ 676.00
Parts / Component Kit ( <i>3100, 3201, 3500</i> ) .....	320.00
Cut-A-Ways.....	162.00
Glass Demonstration Kit.....	524.00

## Sliders Samples and Displays

Samples	
Hand Held Sample (no case).....	\$ 324.00
Table Top with Vinyl Cover.....	473.00
Vinyl Cover Only.....	139.00
Displays	
Oak Roll Around Display .....	\$ 1,492.50

## Casement and Awning Samples and Displays

Samples	
Hand Sample Without Case ( <i>exact size: 15 1/2 x 25</i> ).....	\$ 324.00
Displays	
Oak Roll Around Display .....	\$ 1,492.50